

Burlington, Connecticut

General

	Burlington	State
ACS, 2018–2022		
Current Population	9,557	3,611,317
Land Area <i>mi</i> ²	30	4,842
Population Density <i>people per mi</i> ²	322	746
Number of Households	3,206	1,409,807
Median Age	39	41
Median Household Income	\$148,696	\$90,213
Poverty Rate	3%	10%

Economy

Top Industries

Lightcast, 2022 (2 and 3 digit NAICS)	Jobs	Share of Industry
1 Government	1,070	
Local Government		74%
2 Transportation and Warehousing	587	
Truck Transportation		63%
3 Finance and Insurance	449	
Insurance Carriers & Related Activities		51%
4 Other Services (except Public Admin)	419	
Personal and Laundry Services		33%
5 Real Estate and Rental & Leasing	235	
Real Estate		80%
Total Jobs, All Industries	3,711	

SOTS Business Registrations

Secretary of the State, March 2024

New Business Registrations by Year

Year	2019	2020	2021	2022	2023
Total	66	64	91	86	81

Total Active Businesses 731

Key Employers

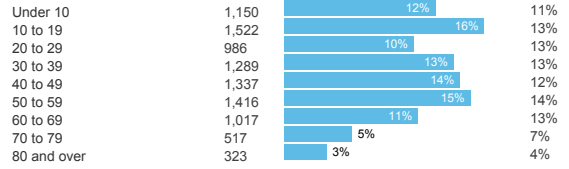
Data from Municipalities, 2024

- Supreme Forest Products Inc
- Crescent Mfg Operating Co
- Burlington Academy Of Learning
- Dunkin Donuts
- Cadence Education Learning Center LLC

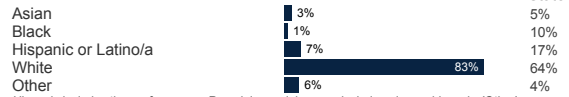
Demographics

ACS, 2018–2022

Age Distribution



Race and Ethnicity

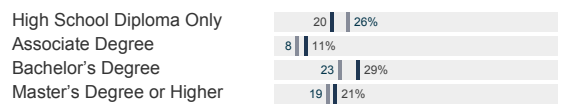


Hispanic includes those of any race. Remaining racial groups include only non-hispanic. 'Other' includes American Indian, Alaska Native, Native Hawaiian, Pacific Islander, two or more races.

Language Spoken at Home



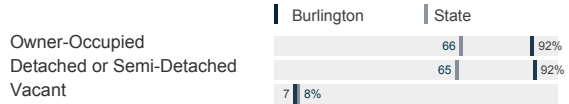
Educational Attainment



Housing

ACS, 2018–2022

	Burlington	State
Median Home Value	\$386,100	\$323,700
Median Rent	\$1,328	\$1,374
Housing Units	3,441	1,531,332



Schools

CT Department of Education, 2023-24

School Districts

School District	Available Grades	Total Enrollment	Pre-K Enrollment	4-Year Grad Rate (2021-22)
Regional School District 10	PK-12	2,121	51	97%
Statewide	-	512,652	19,530	89%

Smarter Balanced Assessments

Met or Exceeded Expectations, 2022-23

	Math	ELA
Regional School District 10	59%	64%
Statewide	42%	48%

Burlington, Connecticut

Labor Force

CT Department of Labor, 2023

	Burlington	State
Employed	5,561	1,822,090
Unemployed	166	71,113

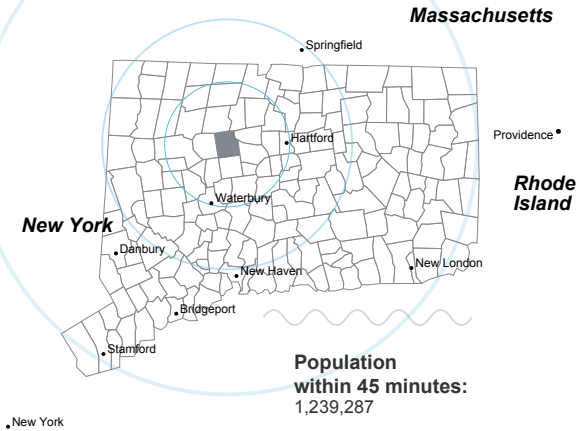
Unemployment Rate

Self-Employment Rate*

*ACS, 2018–2022



Catchment Areas of 15mi, 30mi, and 60mi



Access

ACS, 2018–2022

	Burlington	State
Mean Commute Time *	28 min	26 min
No Access to a Car	1 9%	
No Internet Access	3 8%	

Commute Mode

Public Transport	0 4%
Walking or Cycling	1 3%
Driving	80 80%
Working From Home *	13 19%

Public Transit

CT <i>transit</i> Service	-
Other Public Bus Operations	-
Train Service	-

* 5 year estimates include pre-pandemic data

Fiscal Indicators

CT Office of Policy and Management, State FY 2020-21

Municipal Revenue

Total Revenue	\$39,276,266
Property Tax Revenue	\$32,359,863
<i>per capita</i>	\$3,359
<i>per capita, as % of state avg.</i>	105%
Intergovernmental Revenue	\$5,442,455
Revenue to Expenditure Ratio	105%

Municipal Expenditure

Total Expenditure	\$37,569,405
Educational	\$27,216,700
Other	\$10,352,705

Grand List

Equalized Net Grand List	\$1,427,961,453
<i>per capita</i>	\$148,886
<i>per capita, as % of state avg.</i>	92%
Commercial/Industrial Share of Net Grand List	2%
Actual Mill Rate	33.30
Equalized Mill Rate	22.56

Municipal Debt

Moody's Rating (2023)	-
S&P Rating (2023)	AA+
Total Indebtedness	\$12,688,323
<i>per capita</i>	\$1,323
<i>per capita, as % of state avg.</i>	49%
<i>as percent of expenditures</i>	34%
Annual Debt Service	\$595,744
<i>as % of expenditures</i>	2%



Search AdvanceCT's **SiteFinder**, Connecticut's most comprehensive online database of available commercial properties. advancect.org/site-selection/ct-sitefinder

About Town Profiles

The Connecticut Town Profiles are two-page reports of demographic and economic information for each of Connecticut's 169 municipalities. Reports for data are available from profiles.ctdata.org

Feedback is welcome, and should be directed to info@ctdata.org

These Profiles can be used free of charge by external organizations, as long as *AdvanceCT* and *CTData Collaborative* are cited. No representation or warranties, expressed or implied, are given regarding the accuracy of this information.